











2012 STUMPJUMPER FSR 26" / 29



PART # 9892-5200				SPECIFICATION					
ITEM #	LOCATION	PART	QTY		MODEL	Ø OD	Ø ID	WIDTH 	
1-A	Bottom Bracket	Bearing	3	Steel	6801V-2RS	21	12	5	
1-B		Sleeve	1	Aluminum		15	12.2	32.5	
1-C		O-ring	2	Rubber		16.8	11.8	2.5	
1-D	Dropout	Bearing	4	Steel	6801V-2RS	21	12	5	
1-E		Spacer (outer)	4	Aluminum		20	12.1	2.5	Chamfered, sealed
1-F		Spacer (inner)	2	Aluminum		18.5	12.1	2	
1-G	S-Link @ Seat Tube	Bearing	2	Steel	6801V-2RS	21	12	5	
1-H		Spacer	2	Aluminum		20	12.1	4.5	Chamfered, sealed
1-I	S-Link @ Seatstay	Bearing	2	Steel	6801V-2RS	21	12	5	
1-J		Spacer	2	Aluminum		20	12.1	2.5	Chamfered, sealed
1-K		Spacer	2	Aluminum		20	12.1	4.5	Chamfered, sealed
1-L	S-Link @ Yoke	Bearing	2	Steel	1524F	24	15	5	

SPECIALIZED BICYCLE COMPONENTS
 15130 Concord Circle, Morgan Hill, CA 95037
 (408) 779-6229
 SC0384 Rev.A, August 2011
 Please note all instructions are subject to change for improvement without notice.
 Please visit www.specialized.com for periodic tech updates.
 Feedback: techdocs@specialized.com

NOTE: Apply blue threadlocker to all threads

PART # 9892-5210				SPECIFICATION									
ITEM #	LOCATION	PART	QTY		Ø OD	Ø ID	WIDTH 	THREAD 	mm 		mm 		
2-A	Bottom Bracket	Axle	1	Aluminum				12	66	Chamfered	5	Allen Hex	160-180 (18-20)
2-B		Axle washer	1	Steel	15.4	12.5	0.7						
2-C		Axle cone	1	Aluminum	20	12	10.5						
2-D		Axle o-ring	1	Rubber	14	10	2						
2-E		Axle cone o-ring	1	Rubber	18.6	13.8	2.4						
2-F	Dropout	Bolt	2	Aluminum				11	28.3		6	Allen Hex	120-140 (14-16)
2-G		Washer	2	Steel	20.5	12.1	0.3						
2-H	S-Link @ Seat Tube	Bolt	2	Aluminum				11	17.6		6	Allen Hex	120-140 (14-16)
2-I	S-Link @ Seatstay	Bolt	2	Aluminum				11	23.4		6	Allen Hex	120-140 (14-16)
2-J		Washer	2	Steel	20.5	12.1	0.3						
2-K	S-Link @ Yoke	Bolt	2	Aluminum				15	14	Chamfered	6	Allen Hex	180-200 (20-23)
2-L	Lower Shock Eye	Bolt	1	Titanium				8	16		6	Allen Hex	140-160 (16-18)
2-M	Upper Shock Eye	Bolt	1	Aluminum				8	40		5	Allen Hex	100-120 (11-14)
2-N		Washer	1	Steel	12.5	8.4	0.5						

SCHEMATIC #32

